

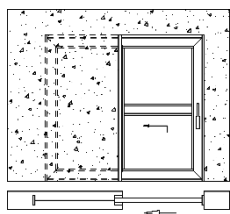
The logo for D.F.C. serramenti features a stylized square icon on the left, composed of a dark blue square with a white square inside, and a green square to its right. To the right of the icon, the text 'D.F.C.' is written in a bold, green, sans-serif font, and 'serramenti' is written below it in a dark blue, sans-serif font.

D.F.C.
serramenti

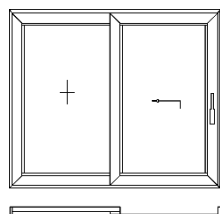
NC-S 170 HES

NC-S 170 HES COMPACT

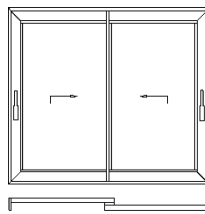
Tipologie realizzabili



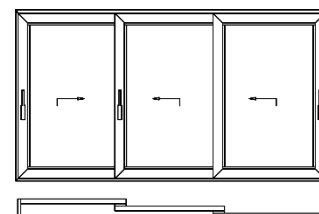
1 anta apribile a scomparsa



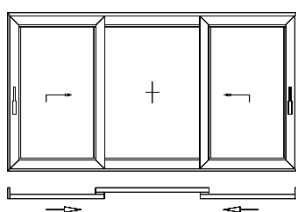
1 anta apribile con 1 anta fissa



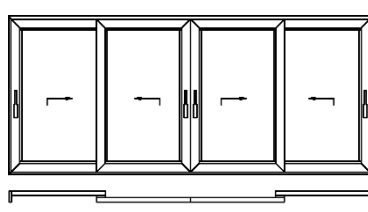
2 ante su 2 vie



3 ante su 3 vie



2 ante apribili con 1 anta centrale fissa



4 ante apribili su 2 vie

Caratteristiche principali

Telaio fisso	Telaio mobile	Spessore vetri	Peso Massimo anta
170 mm	87 mm	Da 26 a 42 mm	200 kg

Trasmittanza termica

Uf (w/m²K): 1,9÷3,7 a seconda del nodo considerato, configurazione standard

Uf (w/m²K): 1,8÷2,7 a seconda del nodo considerato, configurazione plus

Prestazioni di tenuta

Tenuta all'acqua (EN 1027 – EN 12208)

Classe **E900**

Permeabilità all'aria (EN 1026 – EN 12207)

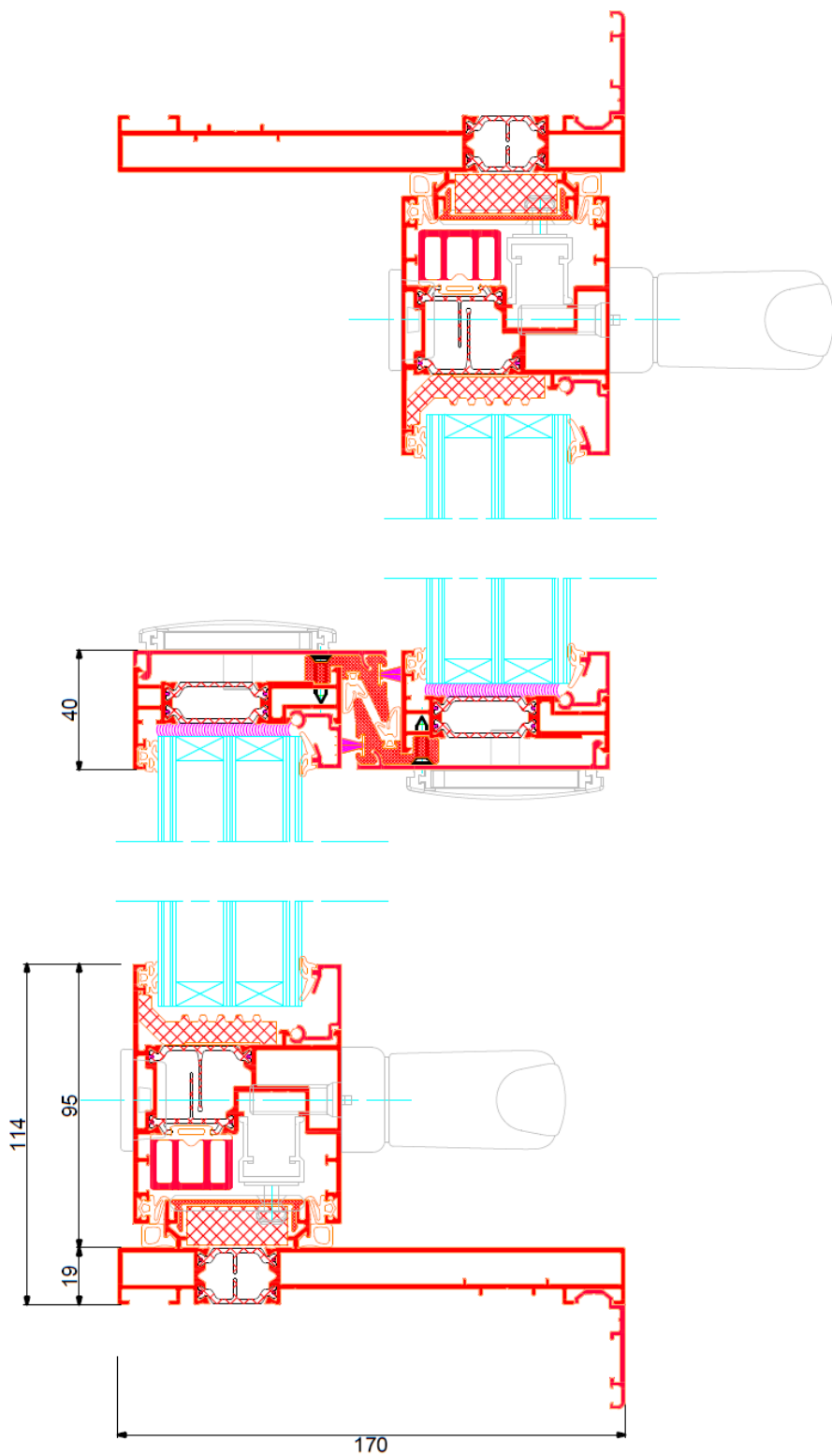
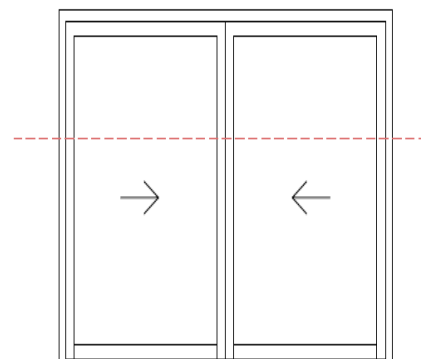
Classe **4**

Resistenza al vento (EN 12211 – EN 12210)

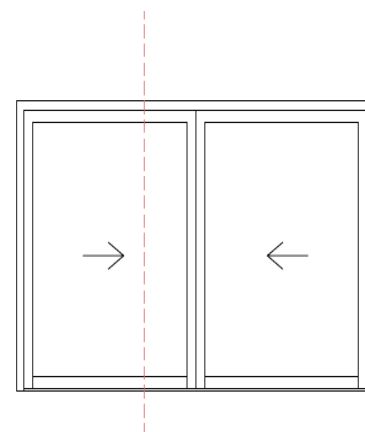
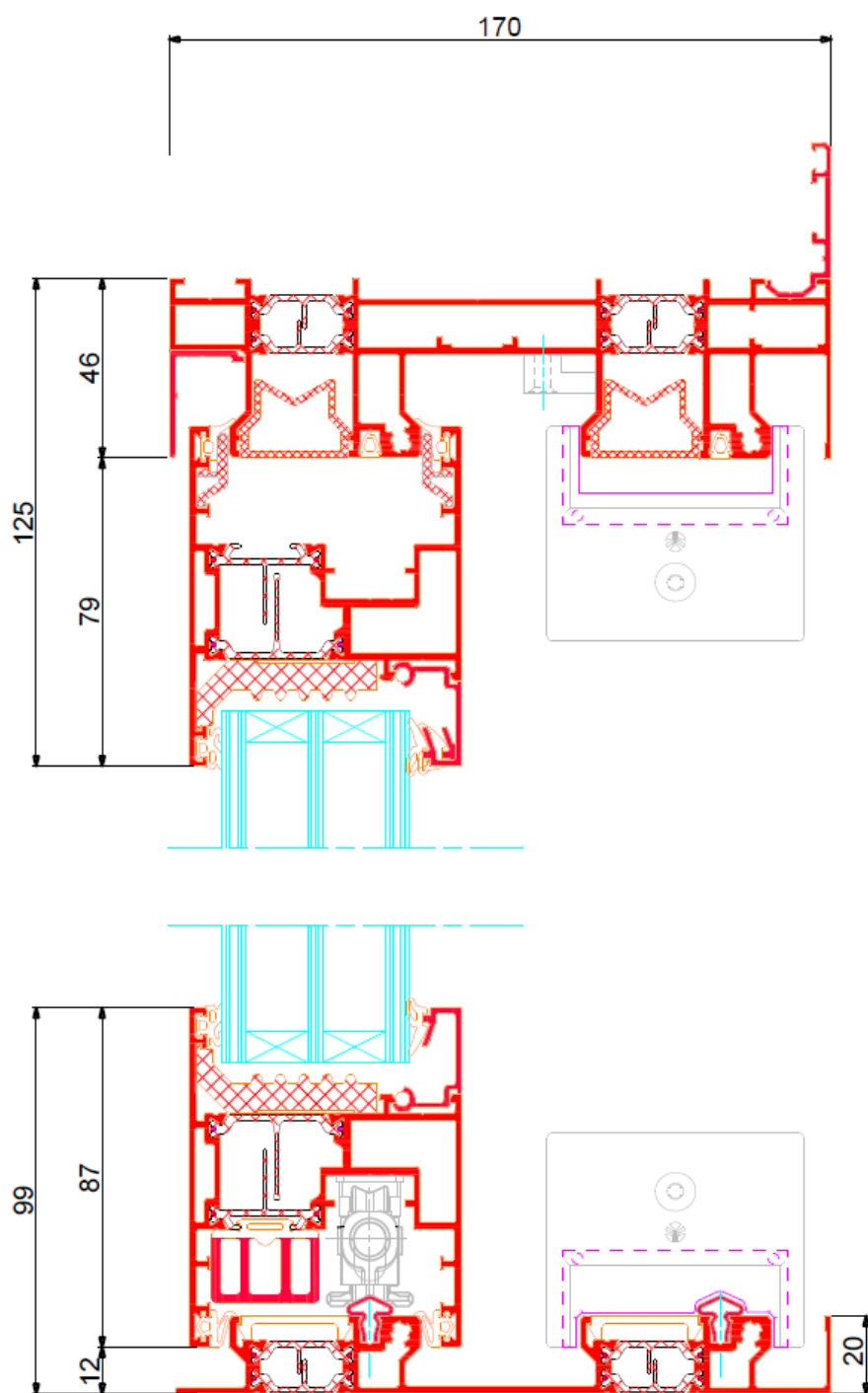
Classe **C3**



SEZIONE ORIZZONTALE 170 COMPACT

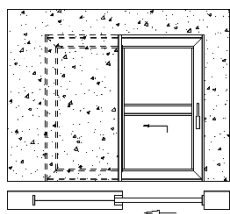


SEZIONE VERTICALE 170 COMPACT

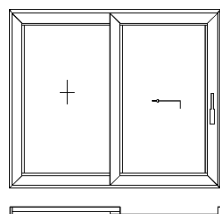


NC-S 170 HES

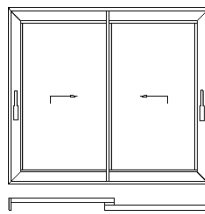
Tipologie realizzabili



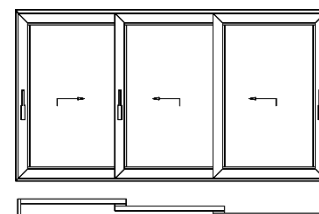
1 anta apribile a scomparsa



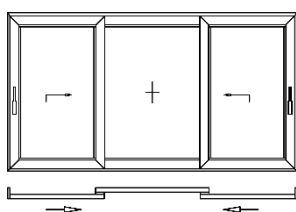
1 anta apribile con 1 anta fissa



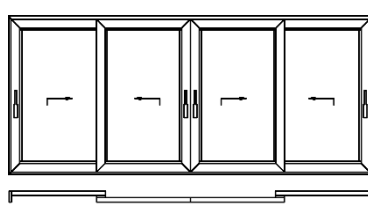
2 ante su 2 vie



3 ante su 3 vie



2 ante apribili con 1 anta centrale fissa



4 ante apribili su 2 vie

Caratteristiche principali

Telaio fisso	Telaio mobile	Spessore vetri	Peso Massimo anta
170 mm	70 mm	Da 26 a 48 mm	350 kg o 600 kg

Trasmittanza termica

Uf (w/m²K): 1,6÷3,4 a seconda del nodo considerato

Prestazioni di tenuta

Tenuta all'acqua (EN 1027 – EN 12208)

Classe **E900**

Permeabilità all'aria (EN 1026 – EN 12207)

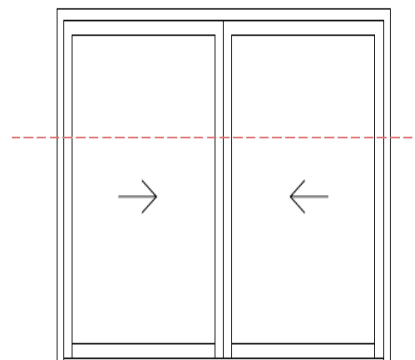
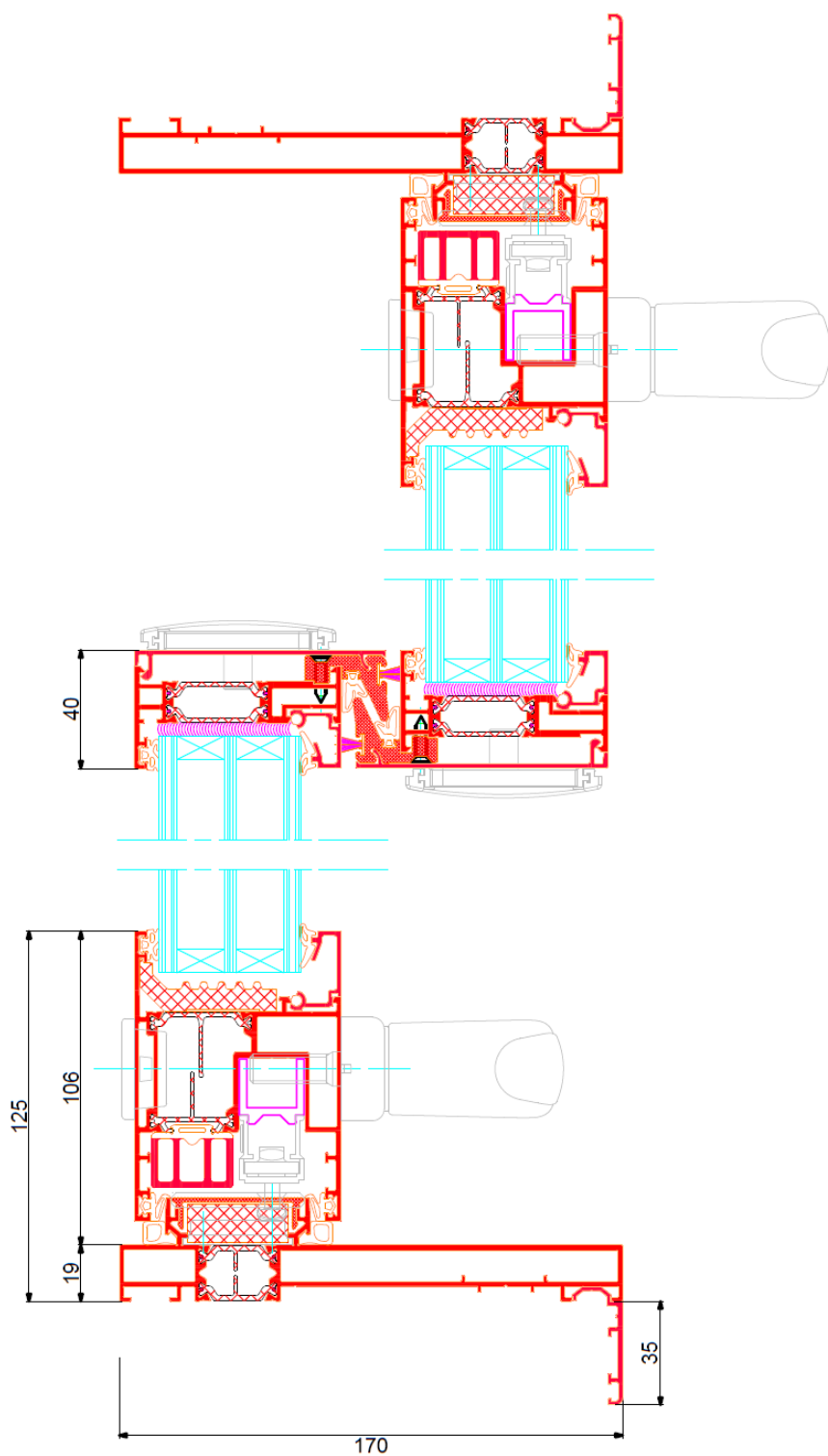
Classe **4**

Resistenza al vento (EN 12211 – EN 12210)

Classe **C3**

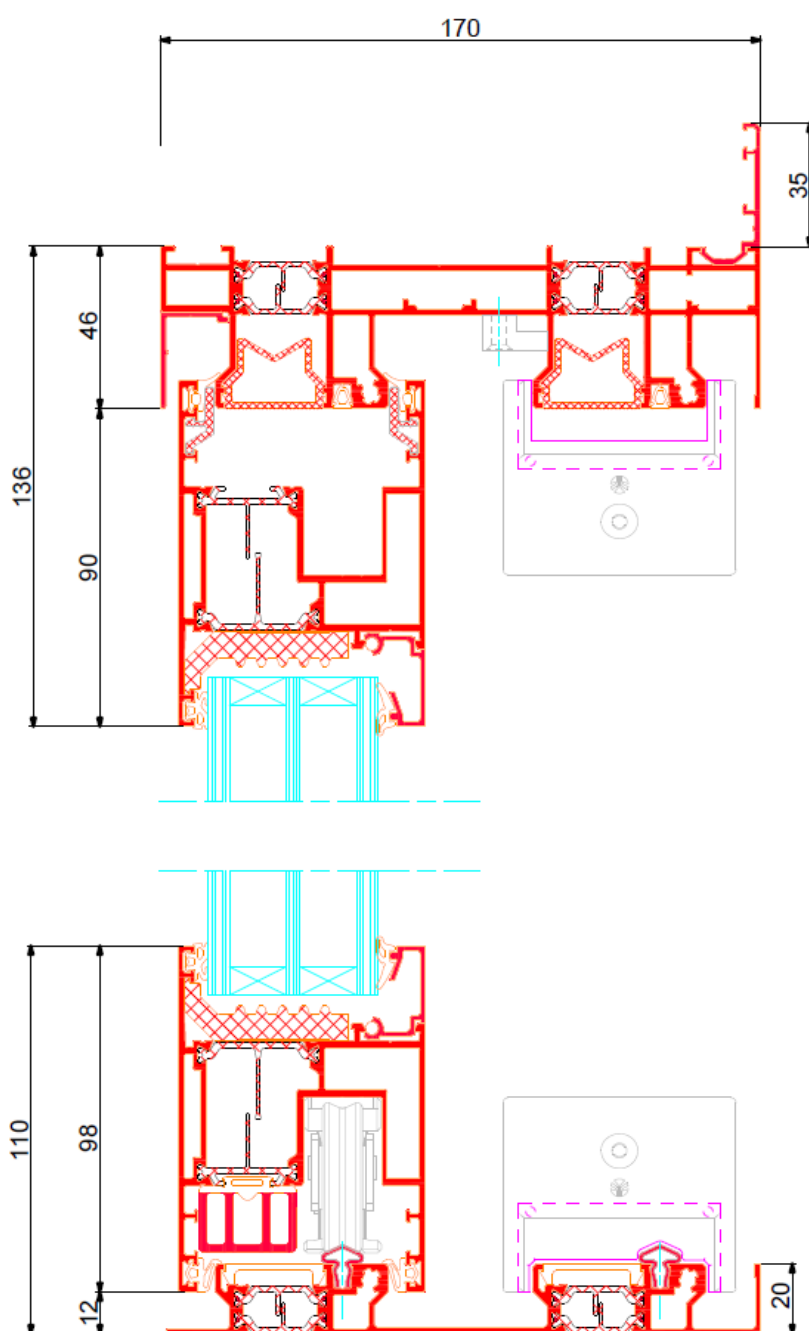
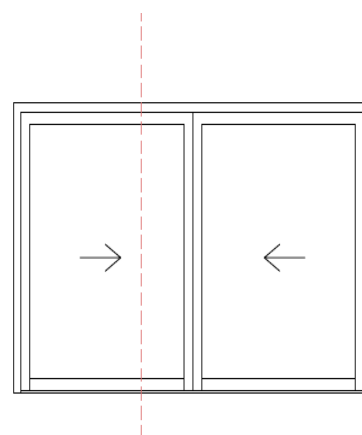


SEZIONE ORIZZONTALE 170 HES





SEZIONE VERTICALE 170 HES





Tel. 0175/257530
Whatsapp. 350/5784875

info@dfcserramenti.it
ordini@dfcserramenti.it
preventivi@dfcserramenti.it

Via Vecchia della Valle, 40
REVELLO (CN)

www.dfcserramenti.it